

PREDATOR PUMPS

Plaster/Stucco &
Fireproofing
Pumps



WESTERN EQUIPMENT YOU CAN COUNT ON.

Western Equipment Manufacturing spends a lot of time in the field listening to professionals like you and integrating the features that make you more competitive.

That's why we are always a step ahead of the competition.

Built from only the highest quality components, our heavy duty two-piston material pump effortlessly pumps....

- Interior and exterior plaster
- Fireproofing materials
- Swimming pool plaster and pebble finishes
- Floor leveling compounds
- and other abrasive and hard to pump materials

This mechanical piston ball valve pump is designed for High-pressure, Long distance pumping requirements. It delivers a smooth and constant stream of material when atomized with the 14cfm compressor, it provides an even and easy to control spray pattern.

We pride ourselves on exceptional dealer support for all the contractors parts and service needs. Equipment and parts are readily available for quick shipment.

Our Business is to provide you with the right tool for the job.

Set-up is everything... Let Western's professional team help you spec the pump, hose, and accessory combination to get the most of your equipment's productivity potential.



Fireproofing

Standard Set-up
3 3/4" Cylinders,
3" Manifold Output,
8" Stroke,
Manifold Compression-Kit. and
WATER BATCHING SYSTEM

Plastering

Standard Set-up
3 1/2" Cylinders,
2" Manifold Outlet,
6" Stroke,
and 1/2" screen on mixer or Hopper.



Pool Plastering & Pebble Finish



PREDATOR PUMPS


Pump is activated with a simple, direct actuated, electric remote control.

Combination of powder coated, galvanized and high quality paint coatings for maximum protection.

Steel housing clutch for a longer and more reliable life

Oil bath enclosed gear box provides years of trouble free performance

Heavy duty 2 15/16" low speed shaft



4 Speed Pulley

Choice of diesel or electric power

Quincy PLS compressor with pressure lubricated crank case for longer life

The Predator's zinc plated rocker arms are built to last and are adjustable to 6 or 8 inch stroke. (6" stroke factory preset).

High volume cast steel manifold assembly with 2 or 3 inch outlet. Solid Tungsten Carbide seats for maximum life and a pressure relief valve for added safety.



(3 inch outlet shown)

High Quality hard chromed pumping cylinders available in 2 3/4", 3 1/2", and 3 3/4".

The **PREDATOR** is available in different configurations to ensure that you get the set-up that meets your requirements and gives you the most productivity.

Tag-Pump

This versatile configuration of the Predator comes with a removable tow bar and a torsion bar suspension for easy and smooth towing.



Skid-Pump

This set-up is easily mounted on truck beds, trailers, or even roller carts in order to reach the toughest places while maintaining the high pumping output.

Custom mounting designs are available.



Mobile PREDATOR Pump

This is the most complete dual engine piston pump available and it comes equipped with all the features that bring productivity to the highest level.

We offer the widest selection of Pump and Mixer configurations with Mechanical or Hydraulic drives.

Your choice of 1200 Western mixer.

Material screen on mixer.
(available on hopper)

5,000 Lb jack
and stabilizers for a
safe and faster
set-up.

Water
delivery system
speeds mixing time
by delivering 10 gallons
of water in about 6 seconds
across the length of the the mixer rail.
(For Water Batching System see pg. 11)

Heavy duty wishbone
trailer with 16" wheels or tandem axle trailer
with brakes and suspension. The safest pump on the road.

The Predator has a combination of powder coated, galvanized and high quality paint coatings for extreme corrosion resistance.



PREDATOR H3

Make it easy on yourself

The single engine pump adds simplicity of a manual dump mixer with the reliability of a hydraulic driven mixer, a win-win combination.

Gold Series Browning mixer bearings standard on all our PREDATOR pumps.

Single engine with hydraulic driven mixer.

Spline coupled hydraulic pump (no belts).



Heavy duty wishbone trailer (Tandem trailer with suspension available).

Water tank system with water rail.

Enclosed Hydraulic components

Integrated Priority Flow Control Valve provides for less connections, a more stable mixer speed, and less heat generation.

Powder coated and Galvanized components for maximum wear resistance.



20 gal hydraulic oil reservoir for longer life and cooler operation.

PREDATOR V600

The PREDATOR V600 Pump is equipped with the **POWERDUMP** mixer which utilizes the pump engine as the power source for *mixing and dumping* bringing productivity to a new level.

The V600 has no equal.



Brakes & Suspension

Its heavy duty tandem axle trailer equipped with brakes and suspension makes it the safest on the road.



Easy access controls feature:

A. Dump Control.

B. Mix Control.

Forward

Stop

Reverse


C. Mix Speed Control.



A heavy duty low maintenance hydraulic motor gets rid of mixer Clutch, Transmission, and Mixer Engine while bringing the reliability of Hydraulics.



Offset pivot point allows for LOWEST charging height available which combined with the hydraulic POWERDUMP system increases operator and crew's total productivity.



The Oversized Hydraulic cylinder gives a reliable and even dumping movement which makes this machine the perfect tool for the most productive crew.



The Mobile **PREDATOR** Pump comes equipped with Western's own **1200 MIXER**.

1200 MIXER

- Steel or Rubber blades.
- FAST-MIX 6 paddle design.
- Weldable grade cast iron paddles.



Wider round tubing dump handle for a better grip.

Water distribution rail


Tough 12-gauge swing away engine cover makes it the longest lasting.

Durable steel drum with 1/4 inch thick sides.

Structural tubing forms the strongest frame available.

Double bearing pivot point provides an easy and smooth dumping action.

Longest Lasting Paddle Shaft Seals



Mechanical Drive



Solid base-mount transmission

Totally enclosed transmission & clutch are immersed in oil for a long, trouble free life.

Hydraulic Drive



Reversible drive for safe & quick release of jams

PREDATOR MOBILE pumps have the option of powering the hydraulic drive with the pump engine.

Automated Water Batching System

Maximize your productivity with the Automated Water Batching System
for **PREDATOR**
PUMPS

Specifically designed for the
Fireproofing contractor that requires
the best.

All inclusive factory designed system:

- Ultimate dust control mixer cover
- Machine mounted water pump and tank
- Water batch dial with digital readout
- One touch controller



PREDATOR SPECS SHEET

Pump Design	Reciprocating Piston
Pump Power	Winsconsin VH4D (30 HP) Gas Hatz 2M41 (37 HP) Diesel Electric Motors
Maximum Aggregate size	1/8" inch Minus
Pumping Rate*	9.6 yd ³ /hr (60 bags/hr)
Maximum Pressure*	1000 psi (69 bar)
Pumping Cylinder	3.75", 3.5"(standard), 2.75"
Compressor	Quincy PLS
Fuel Tank	6.25 Gallons
Hopper Capacity	12 cu. ft.
Material Outlet	2" NPT (standard), 3" NPT

Mobile-V600-H3

Length - 14.25'
 Width - 7'
 Height - 6' 3" (with handle)
 Height - 4' 4" (V600)
 Material Charging Height - 58"
 Material Charging Height - 50" (V600)
 Weight* - 4080 lbs (Gas Mobile)
 Weight* - 4420 lbs (Diesel Mobile, H3)
 Weight* - 5260 lbs (V600)
 Water Tank - 35 Gal.

Skid-Pump

Length - 98"
 Width - 56"
 Height - 47"
 Hopper Height - 25.75"
 Weight* - 2100 lbs

Tag-pump

Length - 98" (Add 42" for tow bar)
 Width - 56"
 Height - 52"
 Hopper Height - 30.75"
 Weight* - 2350 lbs

Mixer Options

	Mobile-Predator Pump		Predator V600	Predator H3
	Mechanical Drive	Hydraulic Drive	Powerdump	Hydraulic
Power Source	Honda GX390 13HP (Gas) Robin 11.5HP (Gas) Kohler 12HP (Gas) Hatz 1D41 7.6HP (Diesel) Lombardini 10HP (Diesel) 5HP 1ph 208/230V Electric 5HP 3ph 230/460V Electric	Kohler CS Pro 15HP (Gas) Lombardini 10HP(Diesel) Hatz 1D41 7.6HP HP(Diesel) 5HP 1ph 208/230V Electric 5HP 3ph 230/460V Electric	Pump Engine (Diesel Only)	Pump Engine (Diesel Only)
Drive	Oil Bath Enclosed Transmission	Hydraulic Pump/Motor	Variable Volume Hyd. Piston Pump / Motor	Hydraulic Pump / Motor
Capacity - cu.ft.	12 cu.ft.	12 cu.ft.	12 cu.ft.	12 cu.ft.
Capacity - bags	4	4	4	4
Trailer	Single axle trailer. Tandem Axle trailer.	Single axle trailer. Tandem Axle trailer.	Tandem Axle trailer.	Single axle trailer. Tandem Axle trailer.

* These figures will vary due to mix design, line size and job conditions.
 All specifications and features are subject to change without notice.



1160 Olympic Dr., Corona, CA 92881
 Phone (951)284-2000 Fax (951)284-2050
 www.western-emi.com